

NOTES:

1. MOUNTING HARDWARE SUPPLIED BY OTHERS
2. FIXTURES ARE HANDCRAFTED. DIMENSIONS MAY VARY PLUS OR MINUS $\frac{1}{4}$ "
3. ELECTRIC LIGHTS SUPPLIED WITH 18/2 WIRE WITH GROUND
4. GAS LIGHTS SUPPLIED WITH $\frac{3}{16}$ " COPPER GAS LINE AND $\frac{3}{4}$ " X $\frac{1}{4}$ " GAS LINE ADAPTOR

BEVOLO GAS & ELECTRIC LIGHTS

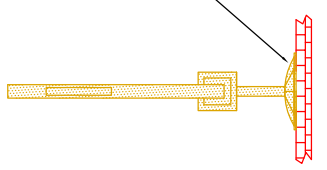
LIGHT:

CANAL ST. LIGHT

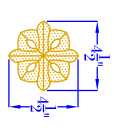
BRACKET:

CANAL ST. LIGHT BRACKET

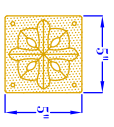
MOUNTING PLATE
DIFFERS DEPENDING
ON FIXTURE UTILITY.
SEE BELOW



(NTS-BRACKET ONLY)



GAS MOUNTING
PLATE



ELECTRIC
MOUNTING PLATE

SIZE:	34"	42"	44"
	19" LTLB	25" LTLB	27" LTLB
A:	46"	61"	61"
B:	13 $\frac{5}{8}$ "	15 $\frac{3}{4}$ "	17 $\frac{7}{8}$ "
C:	19"	21 $\frac{3}{4}$ "	22 $\frac{5}{8}$ "
D:	5 $\frac{1}{2}$ "	5 $\frac{1}{2}$ "	5 $\frac{1}{2}$ "
E:	13 $\frac{7}{8}$ "	17 $\frac{7}{8}$ "	18 $\frac{3}{8}$ "
F:	18 $\frac{1}{4}$ "	21 $\frac{1}{4}$ "	22 $\frac{3}{8}$ "

COPYRIGHT 2015, BEVOLO GAS & ELECTRIC LIGHTS. THIS DRAWING AND ANY DESIGN OR DATA CONTAINED THEREIN ARE CONSIDERED PROPERTY OF BEVOLO GAS AND ELECTRIC LIGHTS. NEITHER THE DRAWING NOR ITS CONTENT MAY BE COPIED, REPRODUCED, OR EDITED TO A LIKENESS WITHOUT THE WRITTEN CONSENT OF BEVOLO GAS AND ELECTRIC LIGHTS.

DATE:	12-4-15	DRW BY:	JJG
APP. BY:	MAJ	REVISION:	5